

### AVIOR SURFACE EMERGENCY DOWNLIGHT, OPEN AREA, CORRIDOR 2W, IP20



CORRIDOR LENS

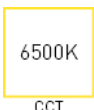

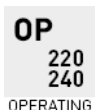
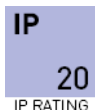
## PRODUCT INFORMATION DOCUMENT

### FEATURES

- Available in white and black
- Non-maintained emergency downlight with self-test function
- High quality Osram LED
- Complete with Open Area (Anti Panic) and Corridor lenses with 150° and 170x50° beam angle respectively
- 3 hour emergency duration
- LiFePO4 battery technology provides fast charging and high number of charge/discharge cycles
- 5 years battery warranty

### CONSTRUCTION

- Polycarbonate housing and diffuser
- Push-in connector block



Product Code:	RAV3ST-01	RAV3ST-04
White		
Black		
Comparable to:	20W halogen	20W halogen
Total Power (W):	2.3	2.3
Power Factor:	NA	NA
Total Light Output (lm):	NA	NA
Total Emergency Light Output (lm):	230	190
Efficacy (lm/cctW):	NA	NA
Lux at 1m (lux):	NA	NA
Emergency Lux at 1m (lux):	50	40
CCT (K):	6500	6500
CRI:	70	70
IP:	20	20
Operation Temperature (°C):	0 ≤ Ta ≤ +40	0 ≤ Ta ≤ +40
Inrush Current:	25A/1ms	25A/1ms
RG Value:	0	0
SDCM:	<6	<6
P <sub>st</sub> LM:	NA	NA
SVM:	NA	NA
Energy Class:	NA	NA
Rated Life to L70B50 (Hrs):	30000	30000
Dimensions ØxH (mm):	150x44	150x44
Weight (kg):	0.3	0.3

Separate Control Gear Information	
Type of Light Source:	NA
Full Load Efficiency (%):	NA
P <sub>NET</sub> (W):	NA
Dimensions (mm):	NA

PLEASE NOTE: INFORMATION IN THIS DOCUMENT MAY BE SUBJECT TO CHANGE WITHOUT PRIOR NOTICE

IRE: TEL: +353 1 709 9000  
UK: TEL: 0800 973 220  
AUS: TEL: +61 7 3890 5444  
NZ: TEL: +64 03 668 5285

WEB: ROB.US.COM  
WEB: ROB.US.COM  
WEB: ROB.US.COM.AU  
WEB: ROB.USLED.CO.NZ

LED GROUP EUROPE · UK · AUSTRALIA · NEW ZEALAND · ASIA · MIDDLE EAST · AFRICA

AVIOR SURFACE EMERGENCY  
DOWNLIGHT, OPEN AREA, CORRIDOR  
2W, IP20

Cone Illuminance Diagram

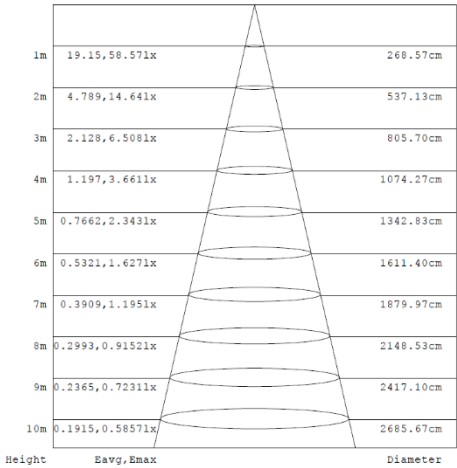


Diagram for RAV3ST-01 in 6500K. Other diagrams available on request

Polar Intensity Diagram

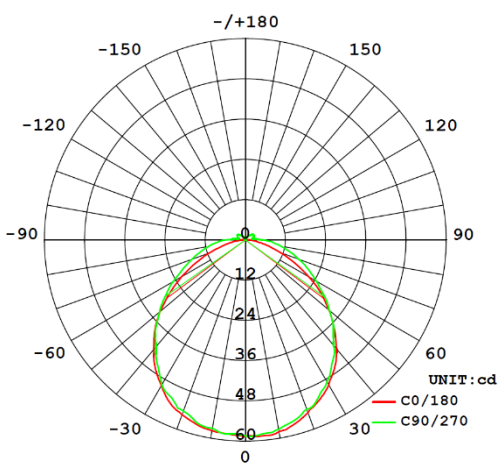
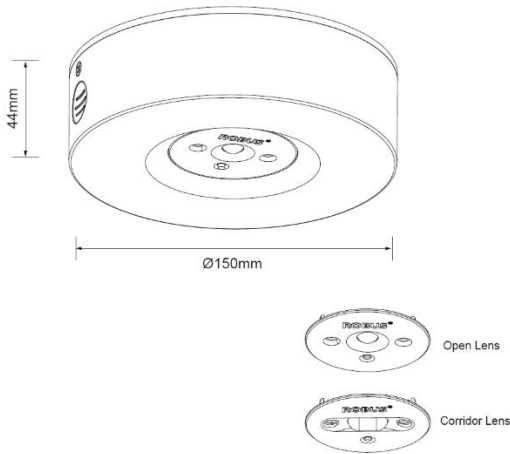


Diagram for RAV3ST-01 in 6500K. Other diagrams available on request

Dimension Diagram



Accessories

Luminaire Spacing (m) On Emergency Escape Routes				
Mounting Height (m)	Axial(to wall)		Axial to axial	
	0.5 Lux	1 Lux	0.5 Lux	1 Lux
2.5	9	7	18	14
3	9.5	7.5	19	15
4	10	8	20	16
Luminaire Spacing (m) In Anti Panic Open Areas (Incl 0.5m Border Area)				
Mounting Height (m)	Transverse to wall	Transverse to transverse	Axial to wall	Axial to axial
	0.5 Lux	0.5 Lux	0.5 Lux	0.5 Lux
2.5	6	12	6	12
3	6.5	13	6.5	13
4	7	14	7	14

PLEASE NOTE: INFORMATION IN THIS DOCUMENT MAY BE SUBJECT TO CHANGE WITHOUT PRIOR NOTICE